












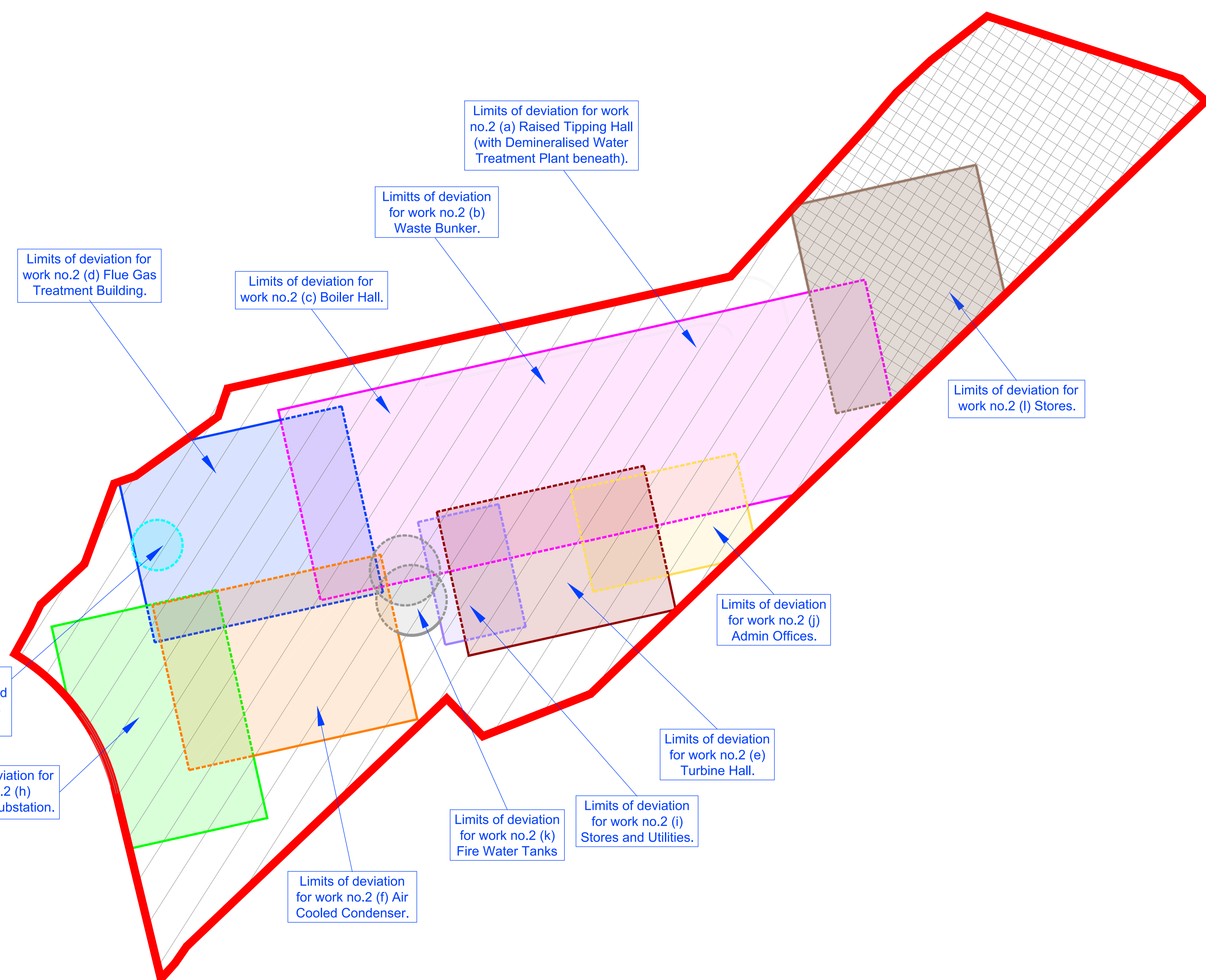




**Legend**

-  WKN Site Boundary
-  a,b & c) Limits of Deviation for Main Facility (Boiler, Waste Bunker and Raised Tipping Hall)
-  d) Limits of Deviation for Flue Gas Treatment Building
-  e) Limits of Deviation for Turbine Hall (with Demineralised Water Treatment Plant).
-  f) Limits of Deviation for Air Cooled Condenser
-  g) Limits of Deviation for Stack and associated Emissions Monitoring System.
-  h) Limits of Deviation for Electricity Substation
-  i) Limits of Deviation for Store and Utilities
-  j) Limits of Deviation for Admin Offices
-  k) Limits of Deviation for Fire Water Tanks
-  l) Limits of Deviation for Stores
-  m) Supporting Infrastructure <10m in height. Size and location to be designed at a later date.
-  Landscaping and surface water drainage.



Limits of deviation for work no.2 (d) Flue Gas Treatment Building.

Limits of deviation for work no.2 (c) Boiler Hall.

Limits of deviation for work no.2 (b) Waste Bunker.

Limits of deviation for work no.2 (a) Raised Tipping Hall (with Demineralised Water Treatment Plant beneath).

Limits of deviation for work no.2 (l) Stores.

Limits of deviation for work no.2 (j) Admin Offices.

Limits of deviation for work no.2 (g) Stack and associated Emissions Monitoring System.

Limits of deviation for work no.2 (h) Electricity Substation.

Limits of deviation for work no.2 (f) Air Cooled Condenser.

Limits of deviation for work no.2 (k) Fire Water Tanks

Limits of deviation for work no.2 (i) Stores and Utilities.

Limits of deviation for work no.2 (e) Turbine Hall.

Source:

**GSDA**  
 GARRY STEWART DESIGN ASSOCIATES  
 Highlands House, Office 300A, 165 The Broadway, Wimbledon, London, SW19 1NE  
 T. 020 8544 8085

Drawing number - 1371 SK138

©2018 RPS Group

**Notes**

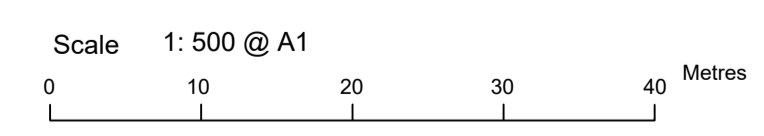
1. This drawing has been prepared in accordance with the scope of RPS's appointment with its client and is subject to the terms and conditions of that appointment. RPS accepts no liability for any use of this document other than by its client and only for the purposes for which it was prepared and provided.
2. If received electronically it is the recipient's responsibility to print to correct scale. Only written dimensions should be used.



Wheelabrator Technologies Inc.

K3 and WKN DCO

WKN Parameter Plan



Date: November 2018  
Author: C.Rouse

Doc reference  
9812-0031-003

Figure number  
5.6